










Swivel castor with total brake mounted in front:

441i 00R150p ZPK



Technical data

Diameter		150 mm
Tread width		45 mm
Height		192 mm
Offset		48 mm
Top plate dimensions		138x109 mm
Top plate hole diameter		11 mm
Dist. between holes		105x75/80 mm
Load capacity		225 kg
Weight		2172 g

Technical description

stable sheet steel design and proven technology

easy running double ball bearing for good manoeuvrability

wide choice of wheels for different areas of application



Wheel

polyamide white

roller bearing