









Swivel castor:

441a 00R100p ZPI



Technical data

| | | |
|-------------------------|---|-------------|
| Diameter |  | 100 mm |
| Tread width |  | 40 mm |
| Height |  | 132 mm |
| Offset |  | 38 mm |
| Top plate dimensions |  | 115x85 mm |
| Top plate hole diameter |  | 9 mm |
| Dist. between holes |  | 80x55/60 mm |
| Load capacity |  | 150 kg |

Technical description

stable sheet steel design and proven technology

easy running double ball bearing for good manoeuvrability

wide choice of wheels for different areas of application



Wheel

polyamide white

roller bearing