









Fixed castor:

439a 07R125c ZPG



## Technical data

Diameter		125 mm
Tread width		22 mm
Height		152 mm
Top plate dimensions		104x84 mm
Top plate hole diameter		9 mm
Dist. between holes		72x52/80x60 mm
Load capacity		100 kg
Weight		670 g

## Technical description

stable sheet steel design and proven technology

wide choice of wheels for different areas of application

zinc passivated



## Wheel

solid rubber tyre black (Shore A 80)

plastic wheel centre

roller bearing