










Swivel castor:

441a 07R125c ZPH



Technical data

| | | |
|-------------------------|---|----------------|
| Diameter |  | 125 mm |
| Tread width |  | 22 mm |
| Height |  | 152 mm |
| Offset |  | 32 mm |
| Top plate dimensions |  | 104x80 mm |
| Top plate hole diameter |  | 9 mm |
| Dist. between holes |  | 72x52/80x60 mm |
| Load capacity |  | 100 kg |
| Weight |  | 890 g |

Technical description

stable sheet steel design and proven technology

easy running double ball bearing for good manoeuvrability

wide choice of wheels for different areas of application



Wheel

solid rubber tyre black (Shore A 80)

plastic wheel centre

roller bearing