









Swivel castor with total brake mounted behind:

441h 08R200c ZPK



## Technical data

Diameter		200 mm
Tread width		31 mm
Height		237 mm
Offset		58 mm
Top plate dimensions		138x109 mm
Top plate hole diameter		11 mm
Dist. between holes		105x75/80 mm
Load capacity		205 kg
Weight		3650 g

## Technical description

stable sheet steel design and proven technology

easy running double ball bearing for good manoeuvrability

wide choice of wheels for different areas of application



## Wheel

solid rubber tyre black (Shore A 80)

sheet steel metal rim zinc passivated

roller bearing