







# Swivel castor with wheel locking brake: 288b 34G050v KS02

On request



## Technical data

Diameter		50 mm
Tread width		2x11 mm
Height		56 mm
Offset		17 mm
Stem size		11x20 mm
Load capacity		40 kg

## Technical description

housing and wheel made of polyamide (PA-RAL 7035)

attachments zinc-plated

## Wheel

wheel bandage of polyurethane (PU-RAL 7015)

soft running surface (for hard floors)