







Swivel castor:

288a 34G125v KS03

On request



Technical data

| | | |
|---------------|--|----------|
| Diameter |  | 125 mm |
| Tread width |  | 2x20 mm |
| Height |  | 135 mm |
| Offset |  | 50 mm |
| Stem size |  | 11x30 mm |
| Load capacity |  | 80 kg |

Technical description

housing and wheel made of polyamide (PA-RAL 7035)

attachments zinc-plated

Wheel

wheel bandage of polyurethane (PU-RAL 7015)

soft running surface (for hard floors)