









Swivel castor with wheel locking brake:

288b 34G075v KPS

On request



Technical data

Diameter		75 mm
Tread width		2x13 mm
Height		87 mm
Offset		24 mm
Top plate dimensions		38x38 mm
Top plate hole diameter		5 mm
Dist. between holes		25x25 mm
Load capacity		50 kg

Technical description

housing and wheel made of polyamide (PA-RAL 7035)

attachments zinc-plated

Wheel

wheel bandage of polyurethane (PU-RAL 7015)

soft running surface (for hard floors)