







# Swivel castor with wheel locking brake: 287b 00G125x KS03

On request



## Technical data

Diameter		125 mm
Tread width		2x20 mm
Height		135 mm
Offset		50 mm
Stem size		11x30 mm
Load capacity		80 kg

## Technical description

housing and wheel made of polyamide (PA)

attachments zinc-plated

hard running surface (for soft floors)

## Wheel

polyamide black

plain bearing