






Swivel castor with wheel locking brake: 287b 00G100x KS02

On request



Technical data

Diameter		100 mm
Tread width		2x16 mm
Height		107 mm
Offset		37 mm
Stem size		11x20 mm
Load capacity		70 kg

Technical description

housing and wheel made of polyamide (PA)

attachments zinc-plated

hard running surface (for soft floors)

Wheel

polyamide black

plain bearing