







Fixed castor:

164a 00G016g ZPS

On request



Technical data

Diameter		16 mm
Tread width		19 mm
Height		20 mm
Top plate dimensions		42x23 mm
Top plate hole diameter		4,3 mm
Dist. between holes		20 mm
Load capacity		20 kg
Weight		30 g

Technical description

sheet steel housing

zinc passivated



Wheel

polyamide grey

plain bearing