












Swivel castor with wheel locking brake:

JSPU 0802 7000/B BLUE



## Technical data

Diameter		80 mm
Wheel width		35 mm
Hub length		45 mm
Height		105 mm
Offset		40 mm
Top plate dimensions		105 x 85 mm
Top plate hole diameter		9 mm
Dist. between holes		80 x 60 mm
Brake swivel radius		120 mm
Load capacity		175 kg
Weight		1.1 kg

## Technical description

Swivel fork of deep drawn zinc-coated steel with wheel brake. Swivelhead with sealed precision

ball bearing and a grease nipple



## Wheel

Polyamide wheel with polyurethane tyre

(80° Shore A) with one deep groove stainless steel ball bearing