






Wheel:

WHSB 2503 61540



Technical data

Diameter		250 mm
Wheel width		150 mm
Hub length		150 mm
Wheel axle diameter		40 mm
Load capacity		1750 kg



Wheel

wheels with welded steel core

- vulcanized rubber tyre 76 Shore A