






Wheel:

WHSB 2503 61035



Technical data

Diameter		250 mm
Wheel width		100 mm
Hub length		100 mm
Wheel axle diameter		35 mm
Load capacity		1350 kg



Wheel

wheels with welded steel core

- vulcanized rubber tyre 76 Shore A