







Wheel:

WHSU 3003 61650



Technical data

Diameter		300 mm
Wheel width		160 mm
Hub length		160 mm
Wheel axle diameter		50 mm
Threaded stem size		50 mm
Load capacity		5000 kg



Wheel

wheels with welded steel core - molded polyurethane tyre (Shore A 90)