







Wheel:

WHSU 3003 61030



Technical data

| | | |
|---------------------|---|---------|
| Diameter |  | 300 mm |
| Wheel width |  | 100 mm |
| Hub length |  | 100 mm |
| Wheel axle diameter |  | 30 mm |
| Threaded stem size |  | 30 mm |
| Load capacity |  | 3000 kg |



Wheel

wheels with welded steel core - molded polyurethane tyre (Shore A 90)