







Wheel:

WHSU 2503 61030



## Technical data

|                     |   |         |
|---------------------|---|---------|
| Diameter            |  | 250 mm  |
| Wheel width         |  | 100 mm  |
| Hub length          |  | 100 mm  |
| Wheel axle diameter |  | 30 mm   |
| Threaded stem size  |  | 30 mm   |
| Load capacity       |  | 2500 kg |



## Wheel

wheels with welded steel core - molded polyurethane tyre (Shore A 90)