






Wheel:

WHSU 2003 61030



Technical data

Diameter		200 mm
Wheel width		100 mm
Hub length		100 mm
Wheel axle diameter		30 mm
Load capacity		2000 kg



Wheel

wheels with welded steel core - molded polyurethane tyre (Shore A 90)