









Swivel castor with total brake mounted in front:

BWCU 3003 6070



Technical data

Diameter		300 mm
Wheel width		70 mm
Height		370 mm
Offset		83 mm
Top plate dimensions		200x200 mm
Top plate hole diameter		17 mm
Dist. between holes		160x160 mm
Load capacity		1800 kg

Technical description

Heavy duty swivel fork for dual wheels, in extra thick pressed and welded steel. With a tapered roller bearing in the swivel head, black lacquered.



Wheel

Cast iron wheel with bonded-on polyurethane tyre (Shore A 92) with two taper roller bearings