












Swivel castor with total brake mounted in front:

BTCV 2503 6443



Technical data

Diameter		250 mm
Hub length		64 mm
Height		290 mm
Offset		53 mm
Wheel axle diameter		20 mm
Threaded stem size		50 mm
Top plate dimensions		135 x 110 mm
Top plate hole diameter		11 mm
Dist. between holes		105 x 80/75 mm
Load capacity		500 kg
Weight		7.8 kg

Technical description

Swivel fork of deep drawn zinc-coated steel

Swivel bearing with double ball raceways and sealing

with total lock brake and an extra sturdy plate (4 mm) and fork legs (3.5 mm)

for even higher load capacity



Wheel

Cast iron wheel with bonded-on Vulkollan tyre (Shore A 92) with two ball bearings