






Swivel castor with central total brake: 391q 29K100r Z2351



Technical data

Diameter		100 mm
Tread width		30 mm
Height		139 mm
Offset		42 mm
Load capacity		100 kg

Technical description

- sheet steel metal housing
- zinc passivated
- precision ball bearing in swivel head
- protected from dust and water ingress by plastic sealing ring
- integrated selection mechanism with total locking brake "q"
- and directional locking brake "r"
- selection mechanism continually greased
- device to permit adjustment of the braking effect (without removing the castor or wheel)
- also available with other wheel variants



Wheel

- thermoplastic elastomer tyre (TPE) iron grey RAL 7011 (Shore A 80)
- plastic wheel centre and thread guard silver grey RAL7001
- precision ball bearing
- Contact discoloration on unsealed grounds possible!>>