






Swivel castor with central total brake: 390q 32C125b Z985 C



Technical data

Diameter		125 mm
Tread width		32 mm
Height		158 mm
Offset		44 mm
Load capacity		100 kg

Technical description

- sheet steel metal housing
- zinc passivated
- modern desing with high-quality plastic cover
- double ball bearing in swivel head
- protected from dust and water ingress by plastic sealing ring
- integrated selection mechanism with total locking brake "q"
- and directional locking brake "r"
- selection mechanism continually greased
- also available with other wheel variants



Wheel

- solid rubber tyre blue-grey (Shore A 80)
- sheet steel metal rim zinc passivated
- metal thread quard
- flange bearing