






Swivel castor with central total brake: 390q 29K150r Z985 C



Technical data

Diameter		150 mm
Tread width		32 mm
Height		184 mm
Offset		51 mm
Load capacity		120 kg

Technical description

- sheet steel metal housing
- zinc passivated
- modern desing with high-quality plastic cover
- double ball bearing in swivel head
- protected from dust and water ingress by plastic sealing ring
- integrated selection mechanism with total locking brake "q"
- and directional locking brake "r"
- selection mechanism continually greased
- also available with other wheel variants



Wheel

- thermoplastic elastomer tyre (TPE) iron grey RAL 7011 (Shore A 80)
- plastic wheel centre and thread guard silver grey RAL7001
- precision ball bearing
- Contact discoloration on unsealed grounds possible!>>