







Swivel castor:

DSNY16011040



Technical data

Diameter		160 mm
Height		200 mm
Top plate dimensions		137 x 105 mm
Dist. between holes		105 x 80/75 mm
Bolt hole diameter		11 mm
Load capacity		250 kg