







Swivel castor with wheel locking brake:

404009006 (43450140418620010805)



Technical data

Diameter		100 mm
Tread width		17 mm
Height		120 mm
Offset		29 mm
Threaded stem size		M12x19.5 mm
Load capacity		100 kg

Wheel

Nylon wheel centre and wheel cover Grey
NCS4000N

Polyurethane tyre Grey RAL7005 90° Shore A

Precision ball bearing