







Swivel castor:

245005003 (42553440203200010805)



Technical data

Diameter		125 mm
Tread width		18 mm
Height		132 mm
Offset		38 mm
Threaded stem size		M12x12.5 mm
Load capacity		100 kg

Wheel

Nylon wheel centre and wheel cover White
RAL9003

Polyurethane tyre Grey RAL7005 90° Shore A

Precision ball bearing