







Swivel castor with central total brake:

236006001 (32641240400200010105)



## Technical data

Diameter		150 mm
Tread width		32 mm
Height		190 mm
Offset		48 mm
Stem size		28x98 M8 19 mm
Load capacity		135 kg

## Wheel

Plastic wheel centre
Precision ball bearing
Rubber tyre Grey RAL7005
65° Shore A
Grey top cap