






Swivel castor with central total brake:

235006015 (3254124040020010105)



Technical data

Diameter		125 mm
Tread width		30 mm
Height		171 mm
Offset		41 mm
Stem size		28x98 M8 19 mm
Load capacity		90 kg

Wheel

Plastic wheel centre
Precision ball bearing
Rubber tyre Grey RAL7005
65° Shore A
Grey top cap