







Swivel castor with central total brake:

235006001 (3254124040020010805)



## Technical data

Diameter		125 mm
Tread width		30 mm
Height		171 mm
Offset		41 mm
Stem size		28x98 M8 19 mm
Load capacity		135 kg

## Wheel

Pressure die cast aluminium wheel centre

Precision ball bearing

Polyurethane tyre Grey RAL7005

92° Shore A

Grey top cap