





Swivel castor:

235002002 (32540440400700010805)



Technical data

Diameter		125 mm
Tread width		30 mm
Height		175 mm
Offset		41 mm
Threaded stem size		M12x20 mm
Load capacity		135 kg

Wheel

Pressure die cast aluminium wheel centre

Precision ball bearing

Polyurethane tyre Grey RAL7005

92° Shore A

Grey top cap