






Swivel castor with total brake mounted behind:

234001002 (32440440406420010105)



Technical data

Diameter		100 mm
Tread width		30 mm
Height		142 mm
Offset		30 mm
Threaded stem size		M10x15 mm
Load capacity		90 kg

Wheel

Plastic wheel centre
Precision ball bearing
Rubber tyre Grey RAL7005
65° Shore A
Grey top cap