







Swivel castor:

305002509M (03559440400100010805)



Technical data

Diameter		125 mm
Tread width		18 mm
Height		139 mm
Offset		39 mm
Stem size		28x40 M8 19 mm
Load capacity		135 kg

Wheel

Plastic wheel centre and hub guard matt white
RAL9003

Precision ball bearing

90° Shore A

Polyurethane tyre Grey RAL7005

Grey Top cap