







Swivel castor:

305002505 (03559440420300010805)



Technical data

Diameter		125 mm
Tread width		18 mm
Height		148 mm
Offset		39 mm
Stem size		25x30 Flange Pin mm
Load capacity		135 kg

Wheel

Plastic wheel centre and hub guard white RAL9003

Precision ball bearing

90° Shore A

Polyurethane tyreGrey RAL7005

Grey Top cap