







Swivel castor with total brake mounted behind:

305001004M (03550240400720010805)



## Technical data

Diameter		125 mm
Tread width		18 mm
Height		148 mm
Offset		39 mm
Threaded stem size		M12x20 mm
Load capacity		135 kg

## Wheel

Plastic wheel centre and hub guard white RAL9003

Precision ball bearing

90° Shore A

Polyurethane tyre Grey RAL7005

Grey Top cap and Pedal