










Swivel castor:

341a 30C100b ZPC



Technical data

Diameter		100 mm
Tread width		23 mm
Height		124 mm
Offset		28 mm
Top plate dimensions		60x60 mm
Top plate hole diameter		6,3 mm
Dist. between holes		47x47/37x37 mm
Load capacity		65 kg
Weight		634 g

Technical description

sheet steel metal housing

swivel bearing with double ball race

zinc passivated



Wheel

solid rubber tyre blue-grey (Shore A 80)

sheet steel metal rim

thread guard zinc passivated

flange bearing