







Wheel:

WTAU 1252 6150



Technical data

Diameter		125 mm
Wheel width		38 mm
Hub length		50 mm
Wheel axle diameter		15/10 mm
Load capacity		300 kg
Weight		0.6 kg



Wheel

Aluminium wheels with bonded-on polyurethane tyre (Shore A 92) with two deep groove ball bearings and steel collar bushes external diameter 15/20/25 mm to internal 8/10/12 mm. Operating temperatures from -20°C to + 80°C