







Wheel:

WPPG 1002 2000



## Technical data

Diameter		100 mm
Wheel width		30 mm
Hub length		40 mm
Wheel axle diameter		12 mm
Load capacity		70 kg
Weight		0.3 kg

## Wheel

Polypropylene wheel with grey rubber tyre (Shore A 85) and roller bearing