







Wheel:

WKPN 1603 6443



Technical data

Diameter		160 mm
Wheel width		50 mm
Hub length		71 mm
Wheel axle diameter		20 mm
Load capacity		625 kg
Weight		0.8 kg



Wheel

Polyamide wheel with two deep groove ball bearings