







Wheel:

WKPG 2002 6553



## Technical data

Diameter		200 mm
Wheel width		50 mm
Hub length		71 mm
Wheel axle diameter		25 mm
Load capacity		270 kg
Weight		1.6 kg

## Wheel

Polyamide wheel with grey rubber tyre

(Shore A 85) and two deep groove ball bearings