







Wheel:

WHPU 1002 6123



Technical data

Diameter		100 mm
Wheel width		35 mm
Hub length		45 mm
Wheel axle diameter		12 mm
Load capacity		180 kg
Weight		0.3 kg



Wheel

Polyamide wheel with polyurethane tyre

(Shore A 96) with two deep groove ball bearings