







Wheel:

WHPR 1002 5080



Technical data

Diameter		100 mm
Wheel width		32 mm
Hub length		45 mm
Wheel axle diameter		8 mm
Load capacity		150 kg
Weight		0.19 kg



Wheel

Dark grey Polypropylene wheel with a blue elastic rubber tyre (Performa, Shore A 65-70) with one deep groove ball bearing