







Wheel:

WHPG 2002 6553



Technical data

Diameter		200 mm
Wheel width		50 mm
Hub length		64 mm
Wheel axle diameter		25 mm
Load capacity		270 kg
Weight		1.6 kg

Wheel

Polyamide wheel with grey rubber tyre

(Shore A 85) and two deep groove ball bearings