







Wheel:

WHCV 2503 6553/N=60



## Technical data

Diameter		250 mm
Wheel width		50 mm
Hub length		60 mm
Wheel axle diameter		25 mm
Load capacity		1100 kg
Weight		4.8 kg

## Wheel

Cast iron wheel with bonded-on Vulkollan tyre (Shore A 92) with two ball bearings