







Wheel:

WHCV 2503 6443



Technical data

Diameter		250 mm
Wheel width		50 mm
Hub length		64 mm
Wheel axle diameter		20 mm
Load capacity		1100 kg
Weight		4.8 kg



Wheel

Cast iron wheel with bonded-on Vulkollan tyre (Shore A 92) with two ball bearings