







Wheel:

WHCV 1003 6151



## Technical data

Diameter		100 mm
Wheel width		40 mm
Hub length		45 mm
Wheel axle diameter		15 mm
Load capacity		350 kg
Weight		1.2 kg

## Wheel

Cast iron wheel with bonded-on Vulkollan tyre (Shore A 92) with two ball bearings