






TLCH



Technical data

Height		163.5 mm
Top plate dimensions		153 x 114 mm
Top plate hole diameter		14 mm
Dist. between holes		127 x 63.5 mm
Weight		5.2 kg



Wheel

Cast iron top fitting floor lock brake, designed to bolt at the underside of a trolley at 200 mm above the ground surface