












Swivel castor:
JXFL 1001 1000



Technical data

Diameter		100 mm
Wheel width		35 mm
Hub length		40 mm
Height		128 mm
Offset		33 mm
Top plate dimensions		105 x 85 mm
Top plate hole diameter		9 mm
Dist. between holes		80 x 60 mm
Brake swivel radius		128 mm
Load capacity		150 kg
Weight		1.2 kg

Technical description

Swivel fork of deep drawn stainless steel

Swivel bearing with double ball race



Wheel

Phenolic wheel with a plain bearing operating temperatures from -40°C to +250°C