








Swivel castor with wheel locking brake:

340b 33G050b ZLC



Technical data

Diameter		50 mm
Tread width		18 mm
Height		67 mm
Offset		24 mm
Bolt hole diameter		10,2 mm
Load capacity		40 kg
Weight		196 g

Technical description

sheet steel metal housing

swivel bearing with double ball race

zinc passivated



Wheel

solid rubber tyre blue-grey (Shore A 80)

plastic wheel centre grey

plain bearing

Attention: wheel in Ø 50 mm riveted!