













Fixed castor:

FPPU 1603 2000



Technical data

Diameter		160 mm
Wheel width		40 mm
Hub length		60 mm
Height		195 mm
Offset		60 mm
Wheel axle diameter		20 mm
Top plate dimensions		140 x 110 mm
Top plate hole diameter		11 mm
Dist. between holes		105 x 75,80 mm
Brake swivel radius		178 mm
Load capacity		300 kg
Weight		1.6 kg

Technical description

Rigid fork of zinc-coated sheet steel



Wheel

Polyamide wheel with polyurethane tyre

(Shore A 96) and roller bearing