













Fixed castor:

FFCN 2503 6000



## Technical data

Diameter		250 mm
Wheel width		54 mm
Hub length		62 mm
Height		303 mm
Offset		82 mm
Wheel axle diameter		16 mm
Top plate dimensions		150 x 110 mm
Top plate hole diameter		10.5 mm
Dist. between holes		105 x 75,80 mm
Brake swivel radius		160 mm
Load capacity		1240 kg
Weight		10.2 kg

## Technical description

Heavy duty welded steel rigid fork



## Wheel

Cast iron wheel with two deep groove ball bearings